



CITY HEALTH OFFICE

CITY HEALTH OFFICE ACCOMPLISHMENT REPORT C.Y. 2022

I. MATERNAL AND CHILDCARE HEALTH AND NUTRITION

a.) Maternal Care

- Prenatal Check up : Pregnant women with 4 or more prenatal check up/visits

CHC	TOTAL DELIVERIES	TOTAL	% Accomplishment
CHC I	642	639	99.5%
CHC II	794	794	100%
CHC III	889	887	99.8%
CHC IV	474	474	100%
CHC V	553	553	100%
CHC VI	674	673	99.9%
CHC VII	701	701	100%
CHC VIII	481	480	99.8%
CHC IX	678	675	99.6%
CHC X	510	508	99.6%
TOTAL	6,396	6,384	99.8%

National Immunization Program

b.) Child Care

- Fully Immunized children

CHC	TARGET	TOTAL	% Accomplishment
CHC I	791	573	72%
CHC II	842	817	97%
CHC III	844	865	102%
CHC IV	549	387	70%
CHC V	526	468	89%
CHC VI	536	672	125%
CHC VII	632	751	119%
CHC VIII	524	606	116%
CHC IX	568	605	107%
CHC X	652	331	51%
TOTAL	6,464	6,075	95%

c. **Senior Citizen Immunization**

- Senior Citizen 60 years old and up were given pneumococcal vaccine and influenza vaccination.

Eligible Pop. (60 y/o and above)	Received one (1) dose of PPV				Received one (1) dose of Influenza Vaccine			
	Male	Female	Total	%	Male	Female	Total	%
38,172	673	857	1,530	4%	4,505	5,355	9,860	26%

II. NUTRITION PROGRAM

a.) **Nutritional Status of Pre-School Children**

Degree of Malnutrition	(2020)		(2021)		(2022)	
	0-59 months		0-59 months		0-59 months	
	No.	%	No.	%	No.	%
Underweight	840	2.3	651	1.97	413	1.33%
Stunted Children	1,464	4.1	1086	3.28	890	2.9%
Wasted Children	750	2.1	435	1.31	210	0.7%
Normal	4,495	95.9	31,947	96.50	30448	98.19%
Total Number Of Children Weighed	35,988	95.5%	33,104	98.5	31,010	93.4%

b.) **Garantisadong Pambata**

Children 6-59 months old given vitamin A

CHC	TOTAL	TARGET	% ACCOMPLISHMENT
CHC I	991	3,669	27%
CHC II	170	3,892	4%
CHC III	1546	3,916	39%
CHC IV	661	2,543	26%
CHC V	975	2,439	40%
CHC VI	1,015	2,481	41%
CHC VII	2,935	2,940	99.8%
CHC VIII	1,773	2,417	73%
CHC IX	1,260	2,636	48%
CHC X	4,994	3,022	165%
TOTAL	16,320	29,955	54%

- Children given Iron Supplementation
 - Children 6-23 months old given ferrous sulfate drops/syrups

CHC	TOTAL	TARGET	% ACCOMPLISHMENT
CHC I	182	984	18.5%
CHC II	182	1045	17.4%
CHC III	181	1052	17.2%
CHC IV	181	684	26.5%
CHC V	181	655	27.6%
CHC VI	181	666	27.2%
CHC VII	181	790	22.9%
CHC VIII	180	649	27.7%
CHC IX	180	707	25.5%
CHC X	180	811	22.2%
TOTAL	1,809	8,043	22.5%

c. Deworming

Projects/Programs/Activity	Short Description	Period of Implementation	
A. Community Based	Deworming of 1-4 and Kinder, Grade 1 to Grade 6 public school children and Grade 7 to Grade 12 High-school given Albendazole tablet every 6 months	Done 2x a year on January 2022 and July 2022	
JANUARY 2022	1-4 years old: 26,608	5-9 years old: 33,221	10-19 years old: 58, 136
JULY 2022	1-4 years old: 26,571	5-9 years old: 33,609	10-19 years old: 63,484

III. LEPROSY CONTROL PROGRAM

Projects/Programs/Activity	Short Description	Period of Implementation	Accomplishment
2. LEPROSY CONTROL PROGRAM	# of Leprosy cases registered, assessed and given proper management and treatment	January 2022 to December 2022	Leprosy cases on going treatment - 14 New patients registered - 10 Completed treatment - 6

IV. NON COMMUNICABLE DISEASES

➤ Cardio Vascular Disease (CVD)

a. Hypertension and Diabetes Registry and Club

Total number of RHUs	10
1. Facilities with Hypertension and Diabetes Patient's Registry/Total number of health centers	10
2. Facilities with Established Hypertension and Diabetes Club	25
3. Facilities with Functional Hypertension and Diabetes Club	25
4. Number of registered patient with Hypertension only (new cases for the quarter)	239
5. Total number of registered patient with Hypertension only (old and new cases as of (date) <u>12-31-2022</u>)	15,512
6. Number of registered patient with Diabetes only (new cases for the quarter)	529
7. Total number of registered patient with Diabetes only (old and new cases as of (date) <u>12-31-2022</u>)	4,487
8. Number of registered patient with Hypertension and Diabetes only (new cases for the quarter)	21
9. Total number of registered patient with Hypertension and Diabetes (old and new cases as of (date) <u>12-31-2022</u>)	5,482
10. Number of club members as of (date) <u>12-31-2022</u>	2,368

b. Utilization of Services

	Actual Number		
	Male	Female	Total
11. No of 25 years old and above assessed and screened using the PHIEPEN protocol	361	382	743
	Managed	Referred	Total
12. Number of Hypertension (HPN) patients diagnosed	592	647	1,239
13. Number of Diabetes (DM) patients diagnosed	233	296	529
14. Number of Hypertension (HPN) and Diabetes (DM) patients diagnosed	21	0	21
	Male	Female	Total
15. Number of patient with $\geq 30\%$ cardiovascular risk (or those with target organ damaged)	840	1,035	1,875
16. Number of patient with controlled HPN or BP with $\leq 140/90$ mmhg	55,471	9,401	14,942
17. Number of patient with controlled DM or with blood sugar of ≤ 7 mmol or ≤ 126 mg/dl	2,586	3,801	6,387

V. NATIONAL TUBERCULOSIS PROGRAM

Projects/Programs/Activity	Short Description	Period of Implementation	Number of beneficiaries	Quantitative (Actual Accomplishments)
1. NATIONAL TUBERCULOSIS CONTROL PROGRAM (NTP)	<ul style="list-style-type: none"> > Effective information dissemination on the availability of free TB services in all health centers. > Referral of Presumptive TB cases to health centers for proper management and treatment. > Effective implementation of Directly Observed Short Course (DOTS) protocol in the detection and treatment of all TB cases. 	January 2022 to December 2022	Presumptive TB Patients (as they come)	<p>447 - cases referred to City Health Center and given proper management and treatment</p> <p>INDICATORS:</p> <p>A. CDR (Case Detection Rate) Target: 1,762 Accomplishment: 971 Percentage: 55%</p> <p>B. CR (Cure Rate) Target: 41 Accomplishment: 387 Percentage: 93%</p> <p>C. TSR (Treatment Rate): Target: 338 Accomplishment: 822 Percentage: 98%</p>

NATIONAL TB PROGRAM

(2022 REGISTERED CASES)

CITY HEALTH CENTER	1ST QUARTER	2ND QUARTER	3RD QUARTER	4TH QUARTER	2022
CHC I - POBLACION	7	25	21	9	62
CHC II - MATATALAIB	36	46	41	38	161
CHC III - SAN MIGUEL	8	25	36	20	89
CHC IV - SAN ISIDRO	18	23	24	26	91
CHC V - MAPALACSAIO	15	21	23	13	72
CHC VI - SAN MANUEL	18	18	29	30	95
CHC VII - SALAPUNGAN	23	35	33	32	123
CHC VIII - BARAS-BARAS	7	31	29	33	97
CHC IX - SAN RAFAEL	11	38	9	17	75
CHC X - TIBAG	27	26	33	20	106
TOTAL CASES REGISTERED	170	288	278	235	971

VI. FAMILY PLANNING PROGRAM

- Total number of clients currently using family planning method after being counseled at the Health Centers.

CHC	Couples counseled	New Acceptors	Current Users
CHC I	287	95	1,982
CHC II	948	493	3,887
CHC III	2,727	2,100	3,156
CHC IV	471	407	1,530
CHC V	1513	158	1,283
CHC VI	273	250	2,624
CHC VII	278	242	1,800
CHC VIII	1,082	1,056	3,542
CHC IX	685	665	,1642
CHC X	867	347	2,171
TOTAL	9,131	5,813	2,3617

VII. SOCIAL HYGIENE

Projects/Programs/Activity	Period of Implementation	Short Description	Accomplishment
1. Perform HIV and Sexually Transmitted Tests (HBsAg and Syphilis) to high risk individuals	January 2022 to December 2022	as they come	<u>97</u> clients tested HBsAg <u>97</u> clients tested HCsAg <u>90</u> walk-in clients tested syphilis <u>15</u> gram stains for gonorrhea, <u>512</u> gram stain smears clients tested
2. Conduct health teachings, information dissemination, and counseling on HIV and other Sexually transmitted diseases	January 2022 to December 2022		<u>97</u> clients counseled on HIV <u>97</u> clients Conduct health teachings, information dissemination

VIII. ADMINISTRATIVE SERVICES

Projects/Programs/Activity	Short Description	Period of Implementation	Accomplishment
Medical Certificates	Medical certificates for employment; enrollment; transfer of detainees; PWD ID; school purposes etc. done at <u>City Health office</u>	January 2022 to December 2022	300
CSC Form 211	Medical Certification as a pre-requisite for government employees	January 2022 to December 2022	539
Death Certificates	Review and issuance of death certificates to all deaths (Home, hospital, accidents) in Tarlac City	January 2022 to December 2022	4,024
Burial Permit	Permit to bury deaths in any cemetery in Tarlac City	January 2022 to December 2022	2,348
Transfer Permit	Permit to transfer remains of those who died in Tarlac City to other municipalities for burial	January 2022 to December 2022	1,560
Cremation Permit	Permit to cremate bodies in Crematorium in Tarlac City	January 2022 to December 2022	367
Interment/Disinterment	Permit to exhume bones for transfer to other cemetery	January 2022 to December 2022	440
Gender Certification	Certification of gender for correction in the birth certificates	January 2022 to December 2022	87
Accommodation of clients requesting ambulance transport	Transporting patients from homes to hospitals	January 2022 to December 2022	781
Vaccine certificates	Issuance of Vaccination certificates to individuals inoculated at Tarlac City vaccination hubs	January 2022 to December 2022	1,143
Drug Counseling	Aftercare and follow up Program of Drug dependents individuals	January 2022 to December 2022	10

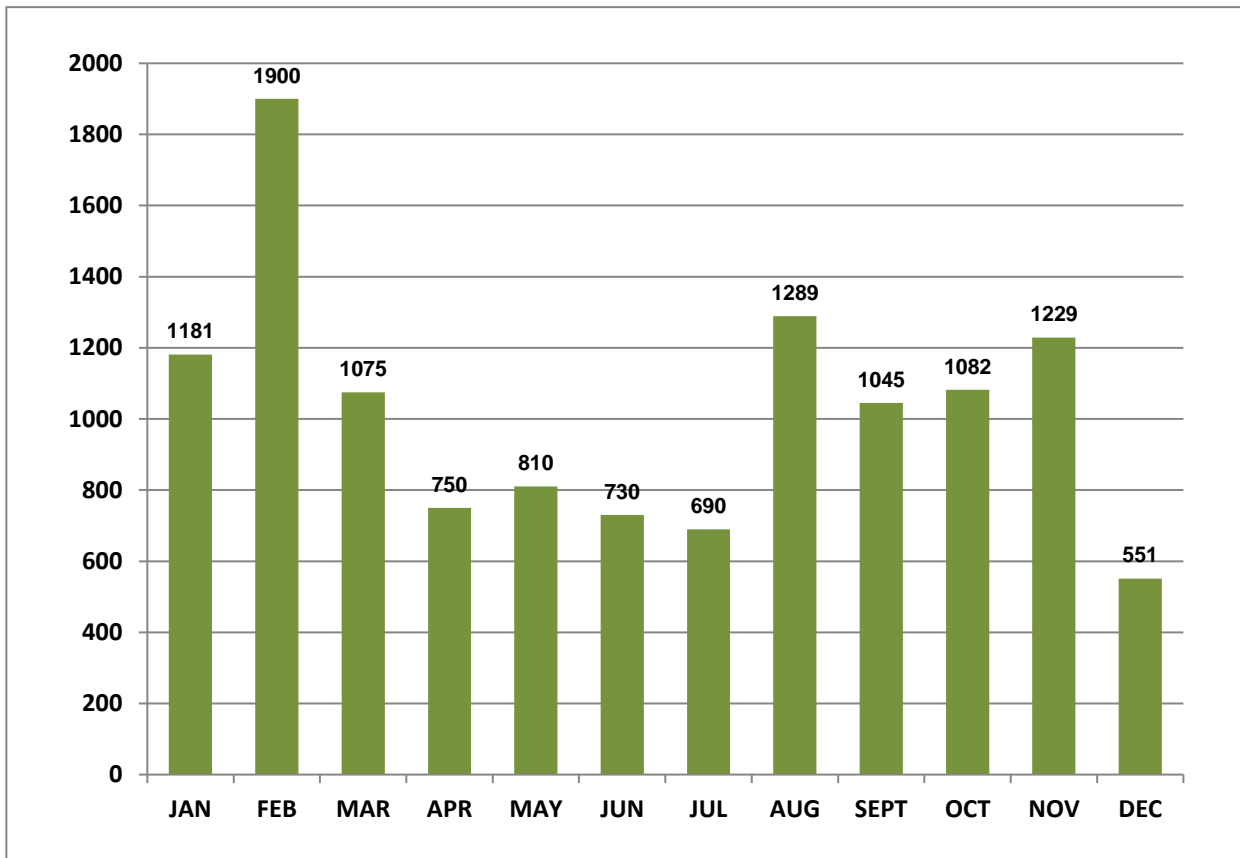
- Total number of clients issues Medical Certificates at the Health Centers.

CHC	TOTAL
CHC I	4,550
CHC II	2,260
CHC III	8,720
CHC IV	990
CHC V	4,495
CHC VI	1,218
CHC VII	388
CHC VIII	10,861
CHC IX	8,650
CHC X	2,451
TOTAL	44,583

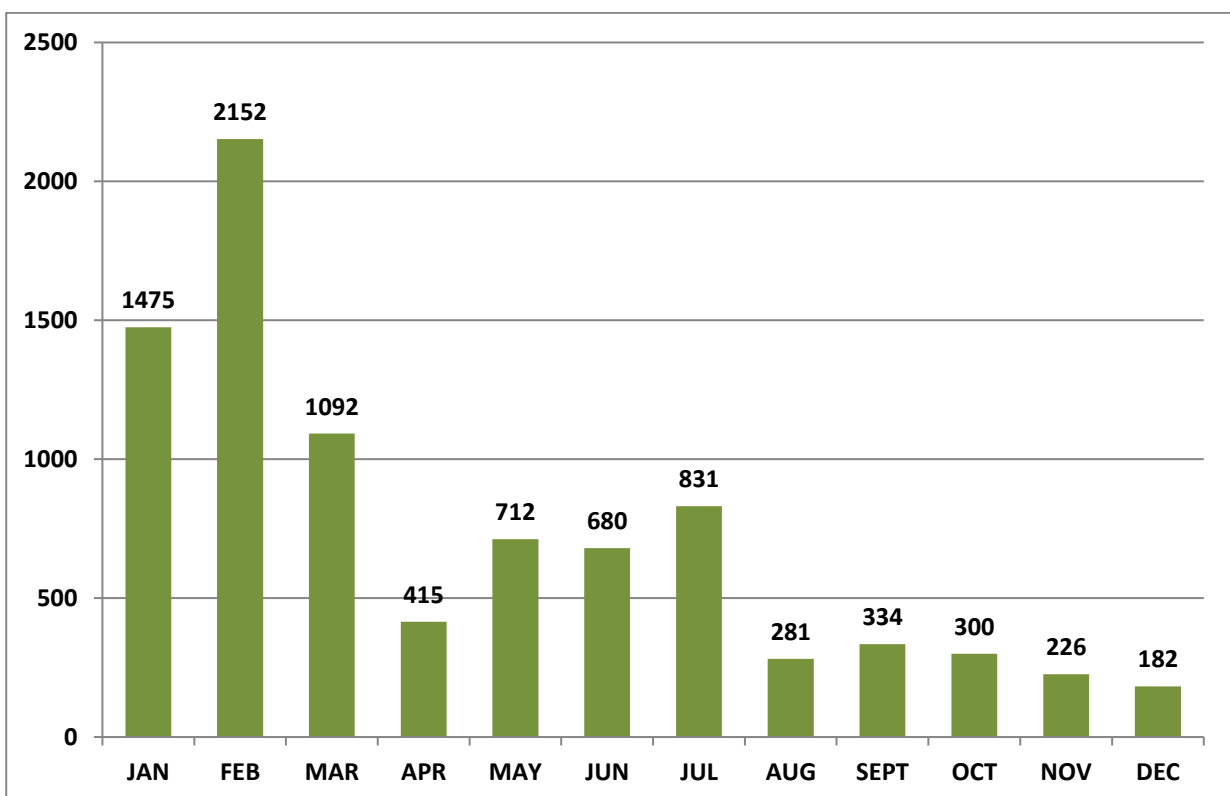
a. CERTIFICATES & PERMITS

a.) Health Certificate

Yellow Card (Food) - Total of Yellow Card (Food) given: 12,332

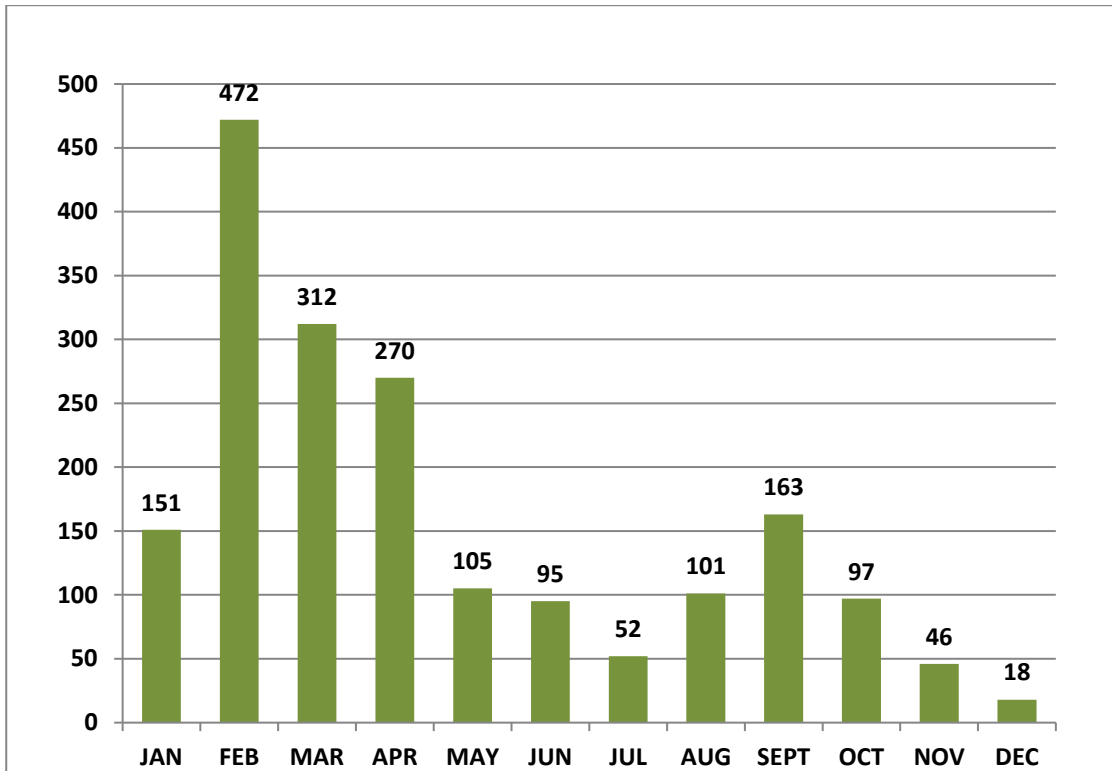


Yellow Card (Non-Food) - Total of Yellow Card (Food) given: 8,680

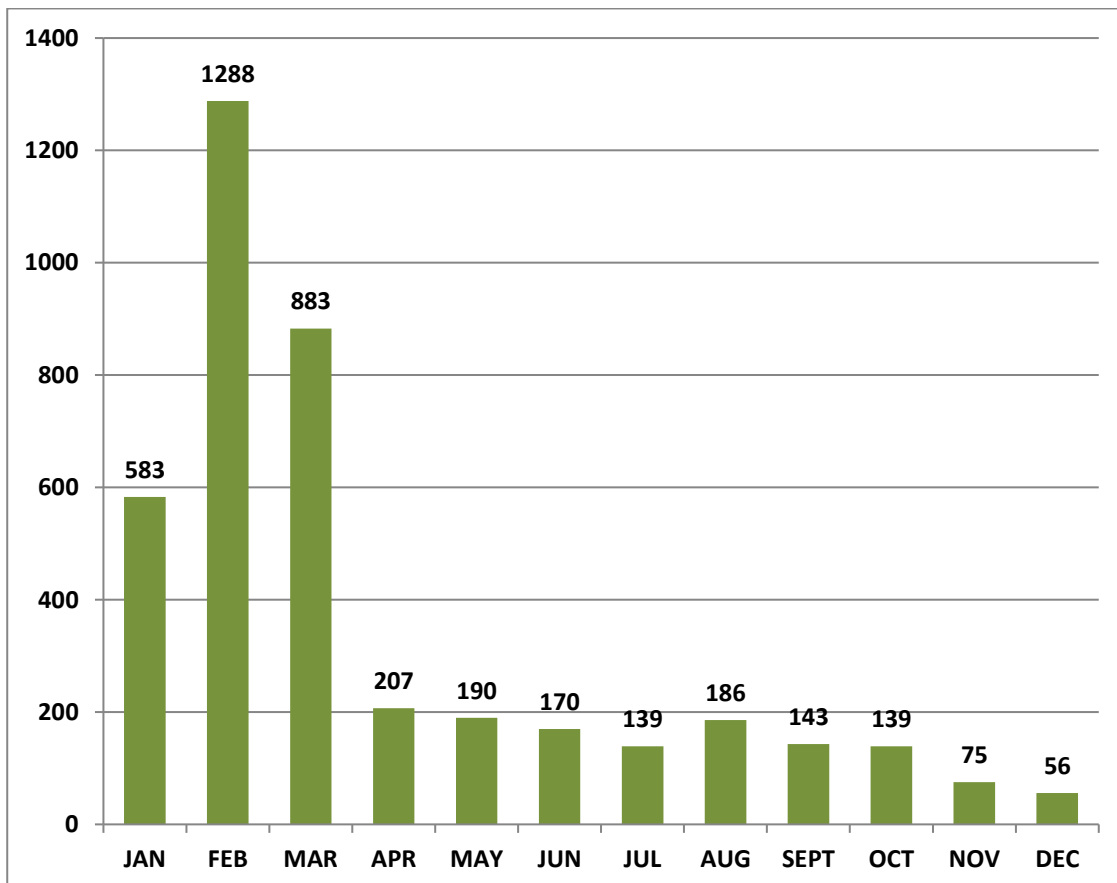


b.) Permit

Sanitary Permit (Food) - Total of Sanitary Permit (Food) given: 1,882



Sanitary Permit (Non-Food) - Total of Sanitary Permit (Non-Food) given: 4,059



Summary:

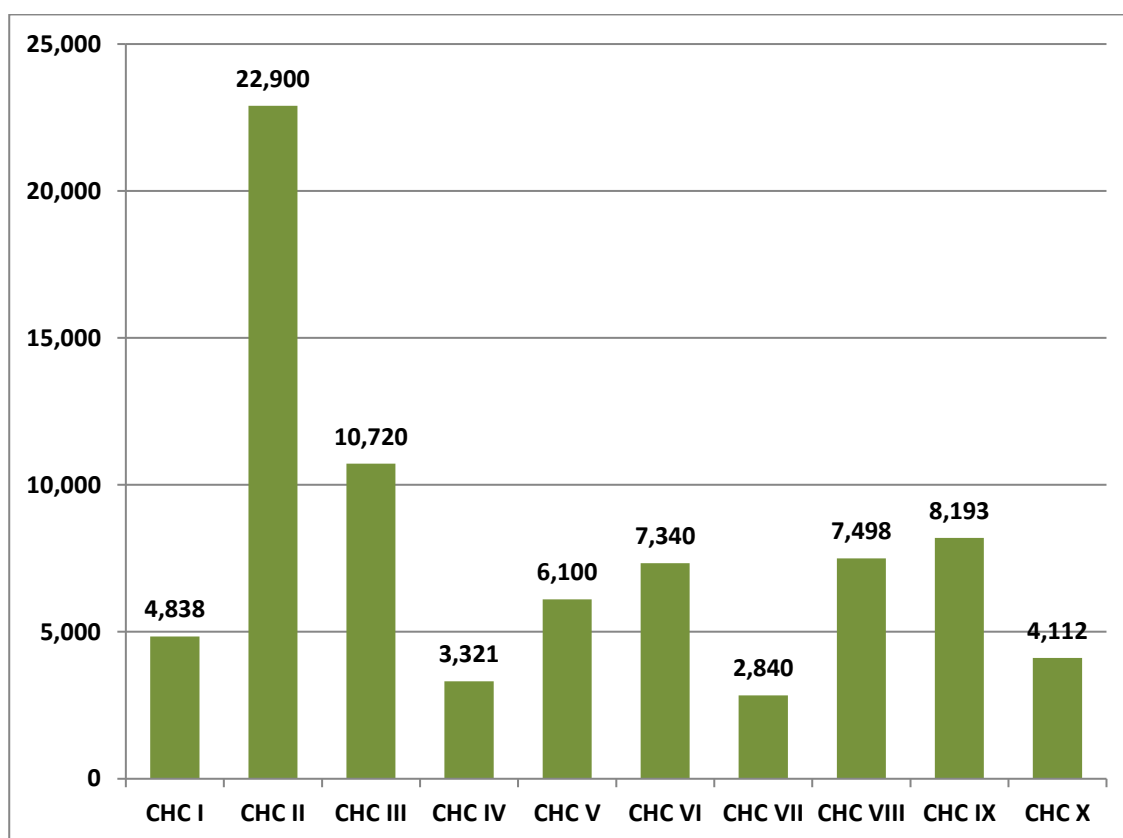
MONTHS	YELLOW CARD (Food)	GREEN CARD (Non-Food)	SANITARY PERMIT (Food)	SANITARY PERMIT (Non-Food)
JAN	1181	1475	151	583
FEB	1900	2152	472	1288
MAR	1075	1092	312	883
APR	750	415	270	207
MAY	810	712	105	190
JUN	730	680	95	170
JUL	690	831	52	139
AUG	1289	281	101	186
SEPT	1045	334	163	143
OCT	1082	300	97	139
NOV	1229	226	46	75
DEC	551	182	18	56
TOTAL	12,332	8,680	1,882	4,059

X. MEDICAL CONSULTATION

- Total number of clients coming to the Health Centers for medical consultation

CHC	TOTAL
CHC I	4,838
CHC II	22,900
CHC III	10,720
CHC IV	3,321
CHC V	6,100
CHC VI	7,340
CHC VII	2,840
CHC VIII	7,498
CHC IX	8,193
CHC X	4,112
TOTAL	77,862

Medical Consultation= Number of patients seen, assessed and given proper management at health center.



XII. LABORATORY SERVICES

Centers	CBC (Complete Blood Count)	Urinalysis	Fecalysis	Blood Typing	Dengue Rapid test (NS1)	Syphilis Screening	HIV Screening	DSSM (Sputum Exam)	Hemoglobin and hematocrit (Hgb & Hct)	Hepa B Screening	Gene Expert (TB)
CHC 1	0	383	0	239	34	228	191	185	239	102	0
CHC 2	406	1600	0	404	75	337	220	345	409	448	662
CHC 3	437	1040	6	344	36	143	180	210	3	247	378
CHC 4	10	439	20	230	0	243	300	129	250	107	0
CHC 5	197	847	0	256	77	133	72	158	282	249	72
CHC 6	0	554	1	276	11	198	204	179	202	82	0
CHC 7	206	1104	10	314	21	170	336	166	314	270	0
CHC 8	0	298	0	41	0	43	115	151	43	30	0
CHC 9	0	301	9	58	10	32	108	183	41	28	30
CHC 10	0	235	0	106	37	100	141	237	111	98	716
TOTAL	1,256	6,801	46	2,268	301	1,627	1,867	1,943	1,894	1,661	1,858

XIII. ORAL HEALTH

Health Centers	Orally fit under 1 children 0-11 mos old	Orally fit children 12-59 mos old	5 years and above with new cases of DMFT	1-4 years old provided with Basic Oral health Care (BOHC)	Children 5-9 y/o provided BOHC (Basic Oral Health Care)	Adolescent & Youth (10-19 yrs) given BOHC	Pregnant women provided w/ BOHC	Old person 60y/o & above provided BOHC	Other Adults 20-59 y/o provided w/ BOHC
CHC 1	175	112	671	422	104	61	60	105	359
CHC 2	0	9	916	108	285	461	247	490	1045
CHC 3	212	240	901	417	160	393	268	407	804
CHC 4	58	217	731	994	275	53	13	91	257
CHC 5	1251	789	257	544	356	342	174	336	556
CHC 6	0	16	219	182	292	412	210	466	848
CHC 7	221	198	388	325	211	316	274	363	592
CHC 8	61	31	453	246	70	65	81	151	444
CHC 9	294	305	252	378	327	376	168	314	621
CHC 10	5	75	953	133	243	349	102	266	721
TOTAL	2,280	1,992	8,084	3,749	2,323	2,828	1,607	2,989	6,247

XIV. ANIMAL BITE TREATMENT CENTER

MONTH	Human Cases													Booster	Prep
	Sex		Age		AB CATEGORY				HR	Post Exposure Prophylaxis				Dose	
	M	F	< 15	>15	Cat I	Cat II	Cat III	Total		TCV	# C.TCV	HRIG	ERIG	No.	
JANUARY	392	431	478	345	11	540	272	823	-	812	812	-	272	54	0
FEBRUARY	392	453	485	360	6	548	287	841	-	835	835	-	287	53	4
MARCH	513	584	656	441	0	653	444	1097	-	1097	1090	-	444	91	0
APRIL	420	469	590	299	1	631	257	889	-	888	888	-	257	27	0
MAY	441	494	568	367	1	678	256	935	-	934	932	-	256	31	0
JUNE	469	549	671	347	1	741	258	1000	1	999	999	-	258	46	18
JULY	394	494	564	324	0	613	274	887	-	887	887	-	274	49	1
AUGUST	375	489	574	290	20	568	278	864	-	864	860	-	278	68	3
SEPTEMBER	371	433	453	351	9	504	290	804	-	804	802	-	290	49	1
OCTOBER	377	429	544	262	2	511	293	806	-	806	804	-	293	62	0
NOVEMBER	369	442	518	293	3	515	293	811	-	809	809	-	293	57	0
DECEMBER	383	443	530	296	7	523	293	823	-	816	816	-	293	54	3
TOTAL	4896	5710	6631	3975	61	7025	3495	10580	1	10551	10534	-	3495	641	30

MONTH	Biting Animals				WASHING OF BITES		
	Dog	Cat	Others	TOTAL	YES	NO	TOTAL
JANUARY	531	287	5	823	823	-	823
FEBRUARY	505	331	5	841	814	-	841
MARCH	662	434	1	1097	1097	-	1097
APRIL	520	368	1	889	889	-	889
MAY	519	416	-	935	935	-	935
JUNE	553	446	1	1018	1018	-	1018
JULY	484	399	4	887	887	-	887
AUGUST	430	430	1	861	861	-	861
SEPTEMBER	378	425	1	804	804	-	804
OCTOBER	403	402	1	806	806	-	806
NOVEMBER	433	377	1	811	811	-	811
DECEMBER	419	403	1	823	823	-	823
TOTAL	5,837	4,718	22	10,,595	10,595	-	10,595

XV. ADOLESCENT HEALTH

Adolescent 12-19 years old who undergone counseling regarding sexuality and adolescent health education.

CHC	No. of Adolescent counseled
CHC I	635
CHC II	60
CHC III	273
CHC IV	62
CHC V	1540
CHC VI	87
CHC VII	167
CHC VIII	1174
CHC IX	232
CHC X	347
TOTAL	4,577

XVI. SPECIAL ACTIVITIES

Projects/Programs/Activity	Short Description	Period of Implementation	Number of Beneficiaries
Nutrition Month Celebration	City Nutrition Committee launched last July 4, it's Nutrition Month celebration during the City Government of Tarlac flag raising ceremony.	July 2022	All Tarlaqueno

CITY HEALTH OFFICE COVID 19 ACTIVITIES

- Conduct of Rapid Antigen Test (RAT)**

CHC	No. Swabbed
January	3636
February	1256
March	315
April	69
May	62
June	520
July	740
August	787
September	237
October	589
November	344
December	110
TOTAL	8,665

Covid 19 Vaccination Accomplishment as of December 31, 2022

	Number Vaccinated with 1st Dose and J & J
Local Government Unit (LGU) Tarlac City	299,640
Provincial Government of Tarlac (PGT)	
Total:	

	Number of Fully Vaccinated
Local Government Unit (LGU) Tarlac City	280,271
Provincial Government of Tarlac (PGT)	
Total:	

	Number Vaccinated With Booster doses
Local Government Unit (LGU) Tarlac City	1st Booster: 80,271 2nd Booster: 13,974
Provincial Government of Tarlac (PGT)	
Total:	

Contact Tracing done in 10 Health Centers

- Report total number of person contact traced and people with COVID-19 confirmed case monitored.

CHC	(Person Under Monitoring) PUM	(Person Under Investigation) PUI	CONFIRMED case	1st Gen	2nd Gen	3rd Gen	CONTACT TRACED
CHC I	1573	383	1259	1940	4	12	1956
CHC II	153	1121	679	1786	34	0	1820
CHC III	1489	390	649	1439	94	50	1583
CHC IV	120	89	417	184	35	0	219
CHC V	364	336	188	493	145	105	638
CHC VI	397	100	196	330	12	2	342
CHC VII	892	576	302	615	11	0	626
CHC VIII	721	1	225	668	45	8	713
CHC IX	671	372	702	855	282	17	1137
CHC X	10	220	413	541	35	30	576
TOTAL	7767	3588	5030	8851	697	224	9610

MA. CARMELA L. GO, MD.
City Health Officer
Tarlac City